



www.steri-tamp.com

INSTRUCTIONS FOR SYRINGE SEALS

Items: ST4103 & ST4112

For Single-Use

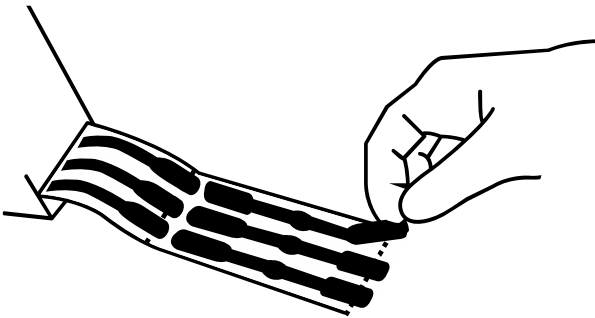
Description: Steri-Tamp® provides assistance in monitoring whether injectable products have already been used or opened when the seal has been removed or broken.

Intended Purpose: The Steri-Tamp® purpose is to provide means to identify if a syringe or other medical or non-medical device has been tampered with.


Precautions: Allied Pharmacy Products does not guarantee or warrant sterility of the medications with which Steri-Tamp® may be used.

Warning: Steri-Tamp® is to be used by a trained medical professional. Steri-Tamp® cannot be a substitute for good hospital practice and procedures.

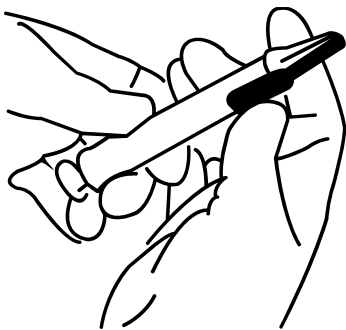
Step 1: Tear the liner at the first perforation towards the base of the seal to reveal easy pull-tabs. Remove Steri-Tamp from liner.



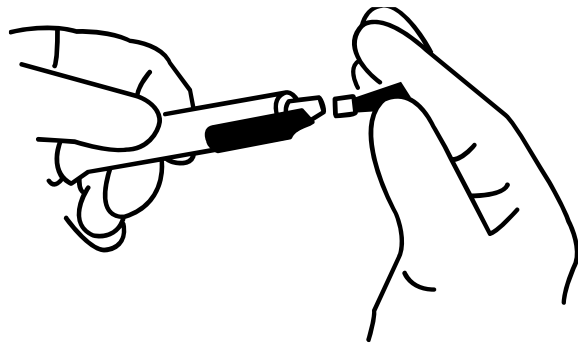
Step 2: Position end of Steri-Tamp® over syringe with the center covering the syringe cap.



Step 3: Press ends firmly to affix the seal to the device.



Step 4: Upon removal of the syringe cap, Steri-Tamp® will tear.



Steri-Tamp® is a patented and trademark product